



Port of Oakland Goods Movement, Environmental Justice & Regional Planning

Bernida Reagan
Director of Social Responsibility
Port of Oakland

**Blueprint Learning Network Workshop
November 13, 2007**



Image of Port of Oakland and West Oakland Area



Source: 2005 Seaport Air Emissions Inventory Overview

Port of Oakland



Maritime



Aviation



Real Estate

- 
- Total Revenue : 300 Million
 - Number of Employees : 600

Strategic Goals

1. **Customer & Stakeholders First**
2. **Building Trust & Integrity in External Relations**
3. **Environmental Stewardship**
4. **Financial Strength**
5. **Information Technology**
6. **High-Performing Enterprise**





Port of Oakland's Economic Impact:

\$7 Billion+ annually



State and local taxes	\$372 million
Port related jobs in region	55,000+
Jobs impacted by Port	667,000+

2005 U.S. Port Rankings

79% of U.S.
Population

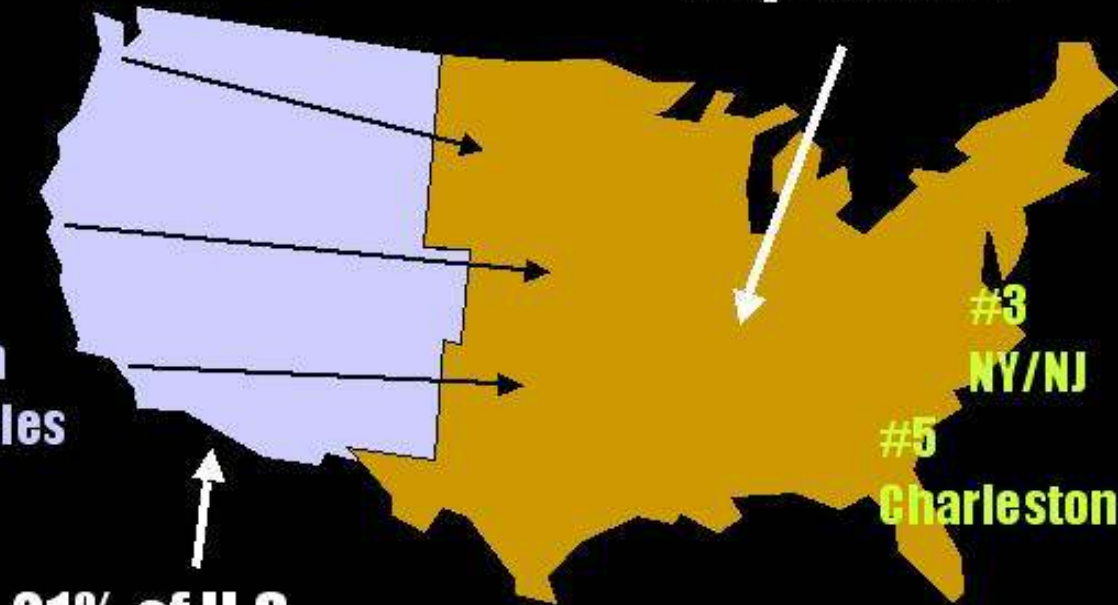
#8 Seattle

#6 Tacoma

#4 Oakland

#2 Long Beach

#1 Los Angeles



#3
NY/NJ

#5
Charleston

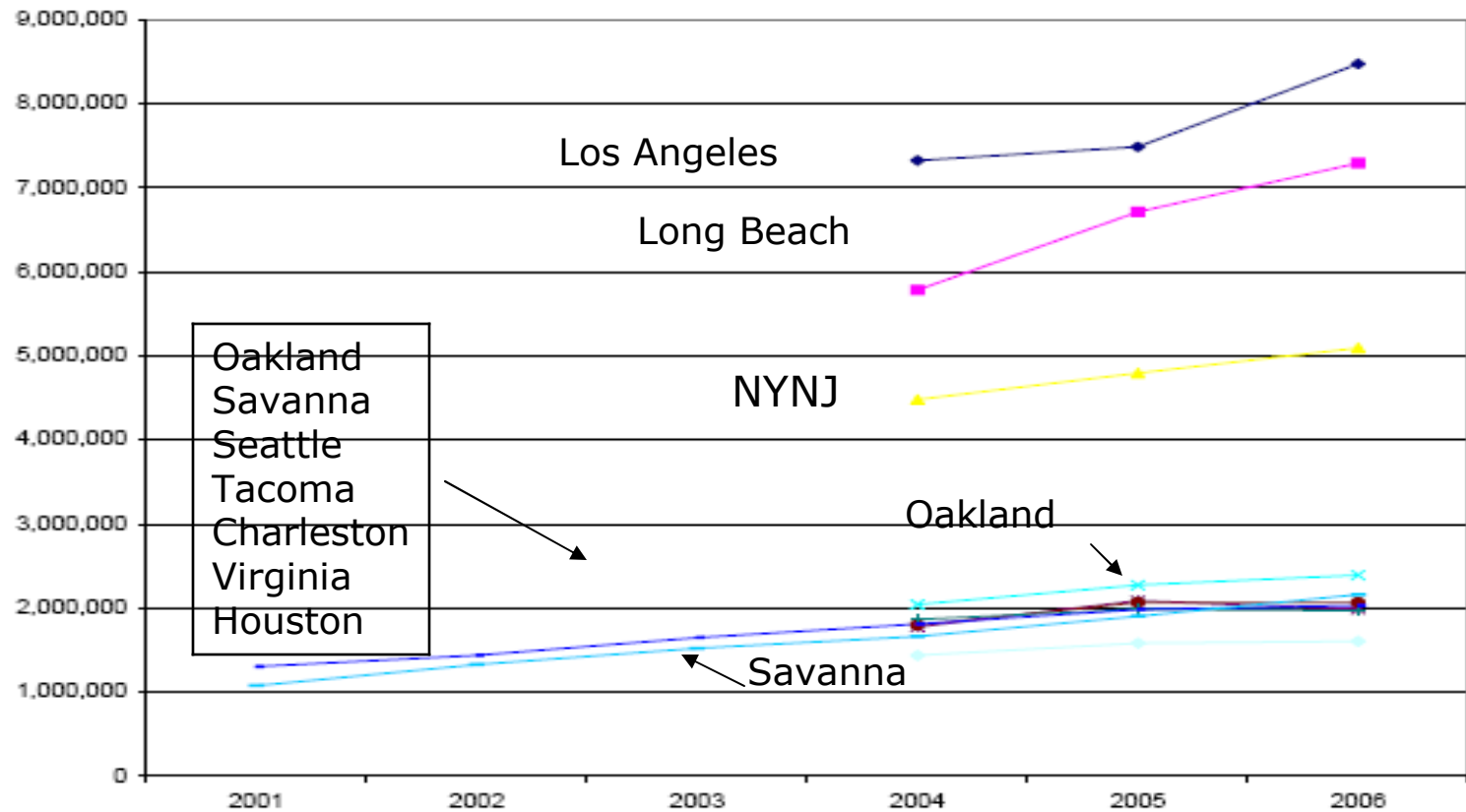
21% of U.S.
Population



By 2020
trade with Asia
will **DOUBLE**

Imported Cargo
is expected to **TRIPLE**

Growth in Total TEUs – Top 10



Maritime Activity Trend (TEU)

	LA/LB	SEA/TAC	OAK
FY07	11.1M	2.98M	1.72M
FY06	10.2M	2.97M	1.723M
% change FY07 vs. FY06	9%	0.3%	-0.14%
	Budgeted Lifts	Actual Lifts	
OIG FY07	250K	186K	



What's Changed?

-
- LA/LB ports have avoided repeat of 2005 problems
 - Oakland's high growth in FY05 was not sustained:
 - FY04 over FY03: 4%
 - FY05 over FY04: 16%
 - FY06 over FY05: 5.7%
 - FY07 over FY06: -0.2%
 - Railroad pricing and service for customers
 - 1st Port of calls decreased from 7 to 3
 - Terminals at 80% of capacity; intermodal 60%





Stakeholders Involvement Process Maritime Air Quality Improvement Plan

- Initiated by then Port Executive Director, Jerry Bridges and Executive Officer of BAAQMD
- At very first meeting identified need for community participation
- Added two co-chairs representing community and industry
- Formal Stakeholder Task Force



MAQIP Goals

- Reduce the adverse public health impacts of the Port of Oakland's seaport-related air emissions at the seaport area and in neighboring communities that are most affected by goods movement at the seaport (in particular West Oakland) and on workers in the maritime area, as expeditiously as feasible.
- Reduce the adverse impacts of the Port of Oakland's seaport-related air emissions on ambient air quality in West Oakland and more generally in the San Francisco Bay Area Air Basin, as expeditiously as feasible.



Membership in Task Force

The planning process is led by four co-chairs:

- Omar Benjamin, Executive Director,
Port of Oakland;
- Jack Broadbent, Executive Officer,
Bay Area Air Quality Management District;
- Brian Beveridge, Co-Chair,
West Oakland Environmental Indicators Project;
- Andy Garcia, Executive Vice President,
GSC Logistics Inc



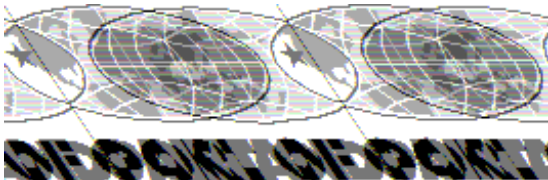
Stakeholder Groups

- West Oakland residents
- Environmental Justice organizations serving West Oakland
- Labor
- Industry Members
 - Shipping
 - Terminal Operators
 - Truckers
 - Railroads



Stakeholders Groups

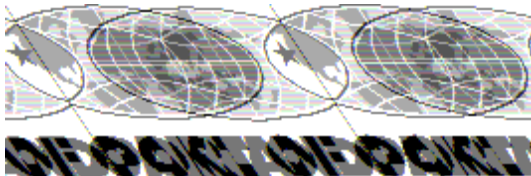
- Elected Officials
 - Congresswoman Barbara Lee
 - State Senator Don Perata
 - Assemblyman Sandre Swanson
 - Supervisor Keith Carson
 - Supervisor Nate Miley
 - Mayor Dellums
 - City Councilwoman Nancy Nadel
- Regulatory and Health Agencies
- Energy and Utility Companies



Task Force Process

- Open, public regular meetings
- Six meetings to date
- Draft MAQIP scheduled for completion in early 2008
- Meeting schedule and minutes

http://www.portfoakland.com/envIRONm/prog_04c.asp





MAQIP

Accomplishments to Date

- Guiding principles
- Screening criteria for reduction measures
- Forum for robust discussion of critical environmental justice issues
- Venue for discussion among diverse stakeholders



Additional Information

Please contact:

Delphine Prevost

Associate Port Environmental Scientist

(510) 627-1141

dprevost@portoakland.com

